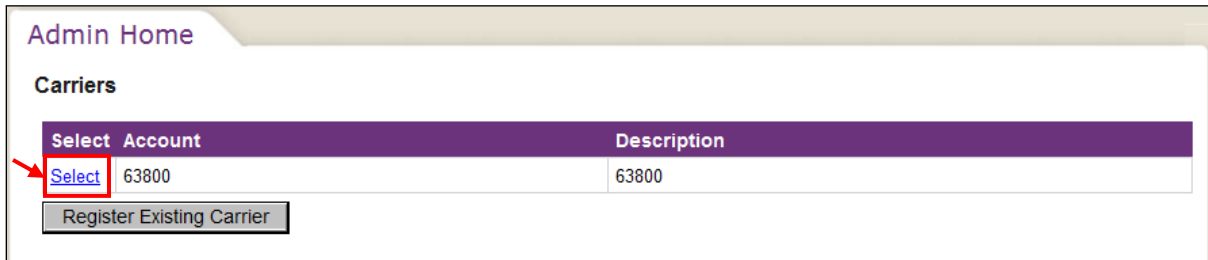
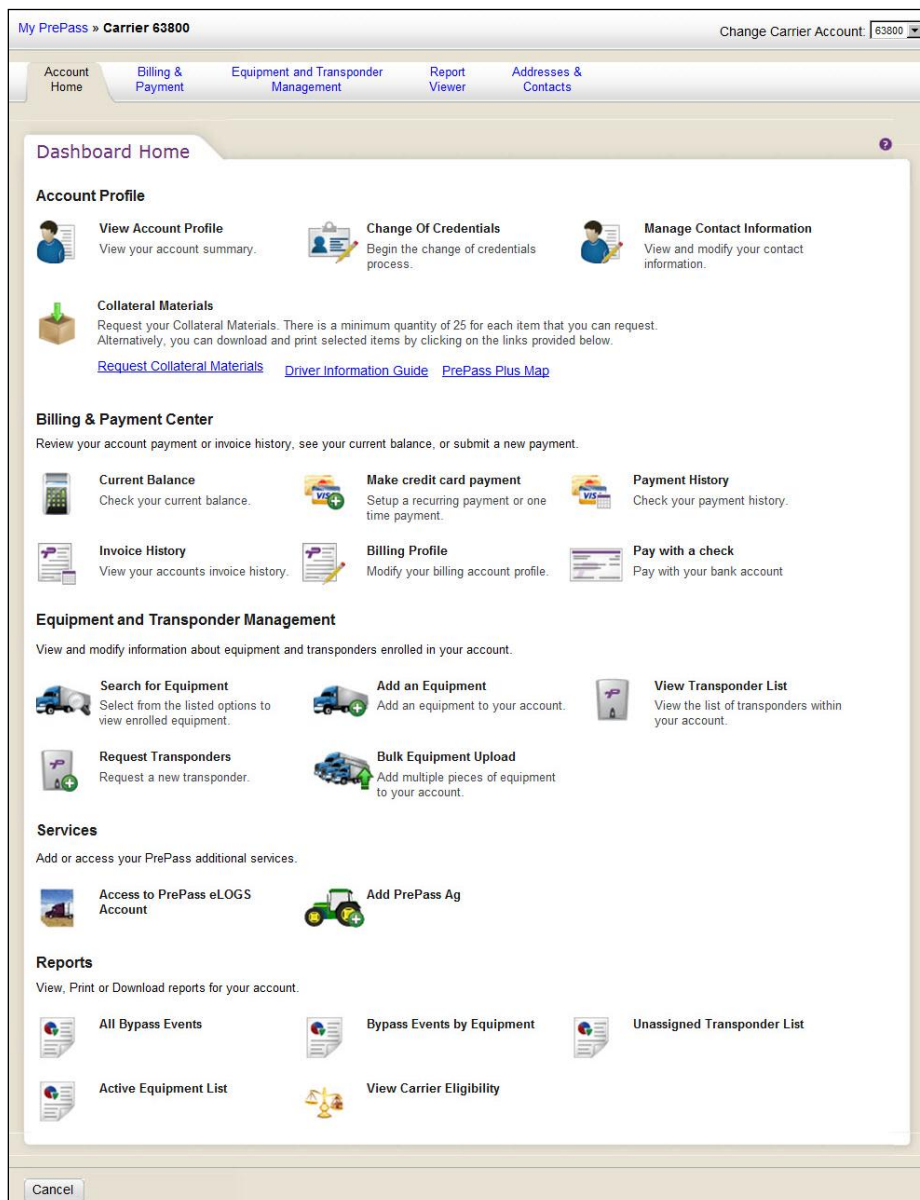


How Do I Search for a Vehicle?

1. Log into account. Please see the **How Do I Log into My Account?** document (DOC-0125) for additional assistance with logging into PrePass.com.
2. On the **Admin Home** tab, click **Select**.




The **Dashboard Home** tab appears.





3. In the **Equipment and Transponder Management** section, click [Search for Equipment](#).


Equipment and Transponder Management


View and modify information about equipment and transponders enrolled in your account.

 **Search for Equipment**
Select from the listed options to view enrolled equipment.

 **Add an Equipment**
Add an equipment to your account.

 **View Transponder List**
View the list of transponders within your account.

 **Request Transponders**
Request a new transponder.

 **Bulk Equipment Upload**
Add multiple pieces of equipment to your account.

The **Equipment Search Criteria** tab appears.

My PrePass » Carrier 63800 » **Equipment Search**

[Account Home](#) | [Billing & Payment](#) | **Equipment and Transponder Management** | [Report Viewer](#) | [Addresses & Contacts](#)

[Equipment Search](#) | [Add Equipment](#) | [Request Transponder](#) | [View Transponders](#) | [Bulk Equipment Upload](#)

Equipment Search Criteria

Select from the options below to view enrolled equipment

Search By: All VIN Plate Equipment ID Transponder ID EZPass ID

4. Select any one parameter radio button to search by:
 - **All** - Displays all vehicles in the active carrier account.

Equipment Search Criteria

Click 'All' and Find Equipment to view all enrolled equipment

Search By: All VIN Plate Equipment ID Transponder ID EZPass ID

- **VIN** - Enter the Vehicle Identification Number (VIN) in the **VIN** field.

Equipment Search Criteria

Click 'All' and Find Equipment to view all enrolled equipment


Search By: All VIN Plate Equipment ID Transponder ID EZPass ID

Enter VIN:

- **Plate** - Enter the license plate number in the **Enter Plate** field and select the license plate state from the **State** field drop-down list.

Equipment Search Criteria

Click 'All' and Find Equipment to view all enrolled equipment

 Search By: All VIN **Plate** Equipment ID Transponder ID EZPass ID


Enter Plate: *

State: *

- **Truck ID** - Enter the carrier's equipment ID in the **Enter Equipment ID** field.

Equipment Search Criteria

Click 'All' and Find Equipment to view all enrolled equipment


 Search By: All VIN Plate **Equipment ID** Transponder ID EZPass ID

Enter Equipment ID: *

- **Transponder ID** - Enter the transponder (device) ID in the **Enter Transponder ID** field.

Equipment Search Criteria

Click 'All' and Find Equipment to view all enrolled equipment


 Search By: All VIN Plate Equipment ID **Transponder ID** EZPass ID

Enter Transponder ID: *

- **EZPass ID** - Enter the EZPass ID in the **Enter EZ Pass ID** field.

Equipment Search Criteria

Click 'All' and Find Equipment to view all enrolled equipment

 Search By: All VIN Plate Equipment ID Transponder ID **EZPass ID**

Enter EZ Pass ID: *

5. Click **Find Equipment**.

Equipment Search Criteria

Click 'All' and Find Equipment to view all enrolled equipment

Search By: All VIN Plate Equipment ID Transponder ID EZPass ID

Find Equipment

The software searches the database in the account and populates the grid on the **Equipment Search Criteria** tab with the equipment that matches the search criteria specified in Step 5.

Equipment Search Criteria

Click 'All' and Find Equipment to view all enrolled equipment

Search By: All VIN Plate Equipment ID Transponder ID EZPass ID

Enter VIN: *

	Equipment ID	VIN	Plate	Base State	Transponder ID	VRN	EZPass ID
Delete Select	123	1M1AE07YX4N020718	P681348	IL	675165326		

6. Click **Select**.

	Equipment ID	VIN	Plate	Base State
Delete Select	123	1M1AE07YX4N020718	P681348	IL

The **Equipment Details** tab with the selected vehicle information appears.

Equipment Details

Travel Type:

State:

Equipment ID: *

VIN:

Plate: Temp Plate *

Make:

Year:

CA Number:

Declared Weight: *

NM Weight Tax:

VRN Description:

Equipment Hauls Hazmat:

7. Click **Cancel** to return to the **Equipment Search Criteria** tab.
8. Click **Cancel** to return to the **Dashboard Home** tab.
9. Click **Logout** in the upper-right corner of the screen to log out of PrePass.com.